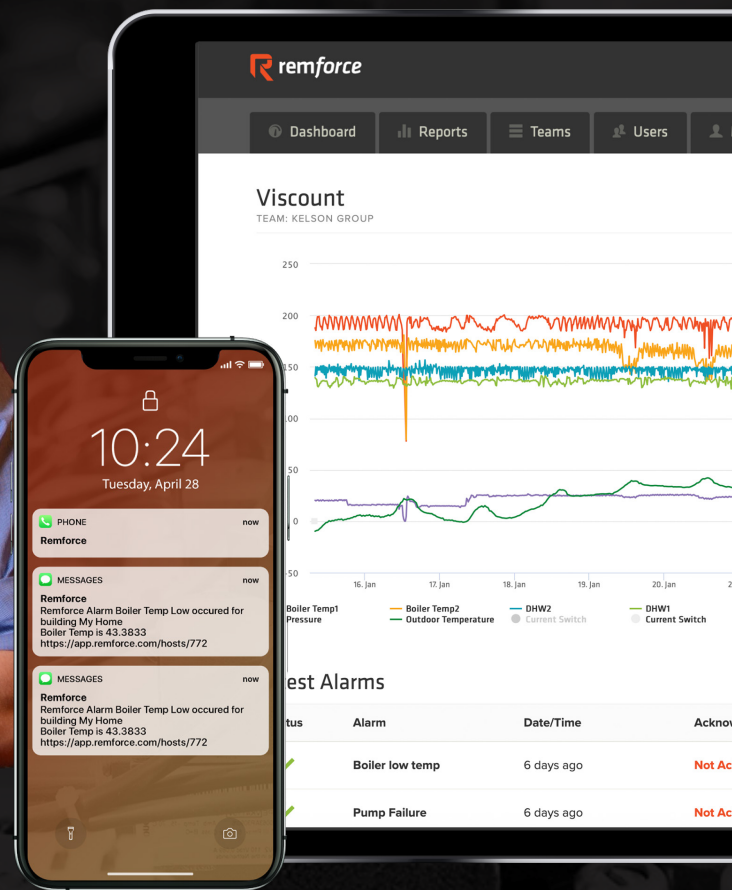


Take control of your boiler room & Never fear boiler failure again.

- 24/7 - 365 boiler monitoring and real time data
- Custom alarms notify you of a boiler failure
- Alarm notifications are sent via: Text or Email
- Gain crucial insight into how your boiler is running
- Identify boiler system deficiencies
- Use as a tool for preventative maintenance
- Extend boiler life by approximately 7-10 years



Failure Notification

Change your failure response strategy by getting notified, getting to the site and repairing the problem before anyone knows.

Notifications set via: Text or Email.

Extend your boilers life

Remote monitoring equipment enables optimization of older boiler systems, early failure detection and can be used to extend boiler life by 7 to 10 years. Delaying boiler replacement can lead to major capital investment savings.

Energy Efficiency

Remforce gives you real-time boiler data you need to make informed decisions and key optimizations.

RM2 Capabilities

6 Digital Outputs

Enables a range of control options: Control up to 6 external relays.

Modbus

Read/Write to Modbus registers

- Report fuel consumption
- Provide detailed fault info
- Modify the controller settings*

2 Relay Outputs

Enable direct on/off control

Example:

- Boiler
- Pumps

Back up Battery
Optional

8 Discrete Ports

Monitor dry contacts, relays any on/off readings

Example:

- Low Water Cutout
- Boiler Lockout
- Fan Operation
- Pump Operation
- Leak Detection
- Current Switch
- Door sensor

8 Analog Ports

Customize your monitoring with any 4-20mA sensor (0-10V)

Example:

- Thermistor
- RTD
- Type-T Thermocouple
- Pressure
- Fluid Level
- Current

Connectivity

- 2G/3G
- LTE
- WiFi
- Bluetooth LE



remforce and **WATERLOO MANUFACTURING**
COMPLETE BOILER ROOM SOLUTIONS

1.800.265.8809 | wmc5@watmfg.com

RM3 Capabilities

Internal Temperature Sensor

Monitor room's ambient temperature.

Modbus

Read Modbus registers.

Back up Battery
Optional

DIN-1
DIN-2
DIN-3
DIN-4
DIN-5
DIN-6
DIN-7
DIN-8
12V OUT

8 Discrete Ports

Monitor dry contacts, relays any on/off readings.

Example:

- Low water cutout
- Boiler Lockout
- Fan operation
- Pump operation
- Leak detection
- Current switch
- Door sensor

remforce

RM3

A1-
A1+
A2-
A2+
A3-
A3+
A4-
A4+

4 Analog Ports

Customize your monitoring with any 4-20mA sensor.

Example:

- Temperature sensors
- Pressure sensor
- Fluid level
- Current

RS485-
RS485+
12V IN
GND IN

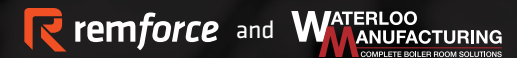
Connectivity

- 2G/3G
- LTE
- WiFi
- Bluetooth LE

remforce and WATERLOO MANUFACTURING
COMPLETE BOILER ROOM SOLUTIONS

1.800.265.8809 | wmc5@watmfg.com

Making Your Life Easier



24/7 monitoring

Know how your boiler is operating in real time. Reduce maintenance check ups and have peace of mind knowing you will be notified if a problem occurs.

Boiler Controls

- Warm weather shutdown
- Reset Control
- Modbus support
- Control up to 6 relays

Failure avoidance

Alarm notifications will send you a SMS or email within 15min of a failure occurring. Set up unlimited alarms for any of your parameters.

Energy savings

Real time monitoring of space heating equipment can help identify energy savings and identify operational deficiencies.



Teams

Create teams to manage a group of buildings, add users, analyze data and set alarms for your team.

Access historical data

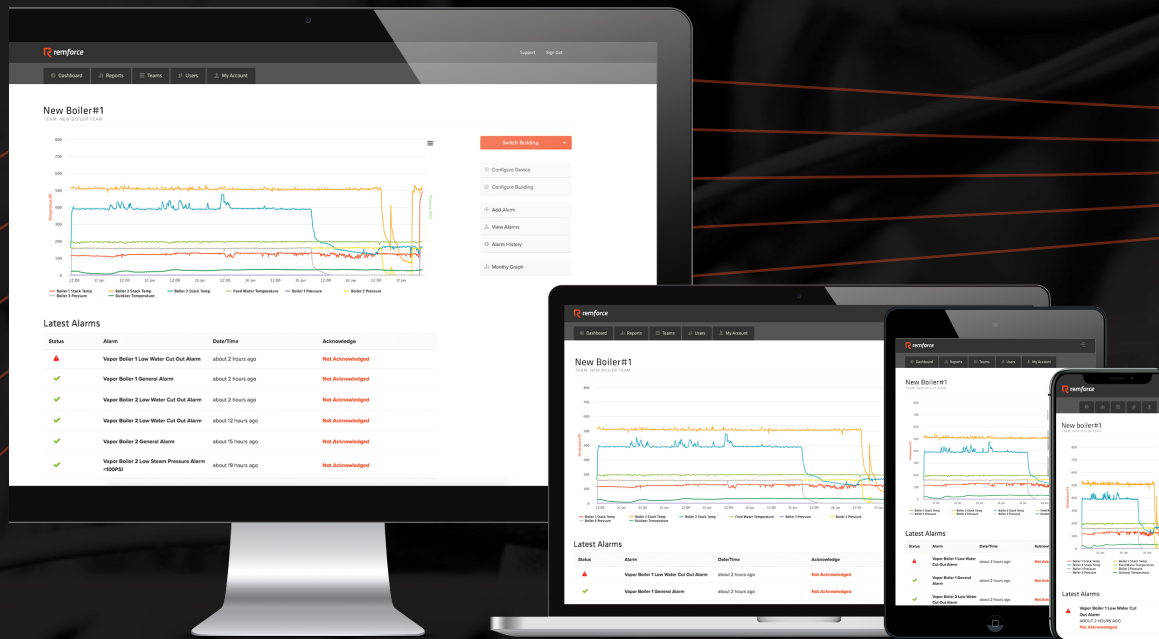
Our historical data charts give you the ability to navigate back each month to view your boiler's performance.

Download Boiler Data

With our report generator you can download a .csv of all your boiler data . No more manual entry on clipboards!

Manage portfolio from 1 interface

Our web app allows you to view all of your boilers from one interface. Create alarms, teams, view historical data and generate reports.



**24/7 boiler monitoring
accessible on any device - at anytime**

Contact Waterloo Manufacturing:
1.800.265.8809 | wmc5@watmfg.com